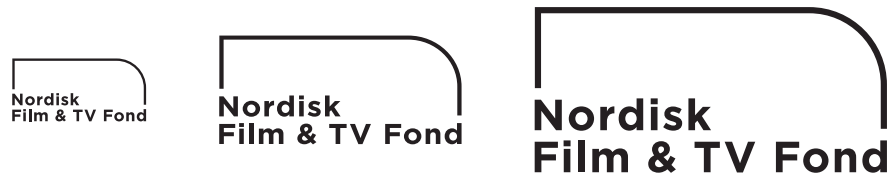




## Logo Guide

### SIZE

The logo can be scaled as wanted as long as legible.



### COLOR

The logo can be used positive, negative and in color.



### CLEAR SPACE

The logo should have a clear visual separation from all other elements, including headlines, text, imagery, and the outer edge of the document or applications. When using the complete logo, graphic elements should remain at least one-half the height of the boxed logo from the logo on all sides.



**Logo Guide**

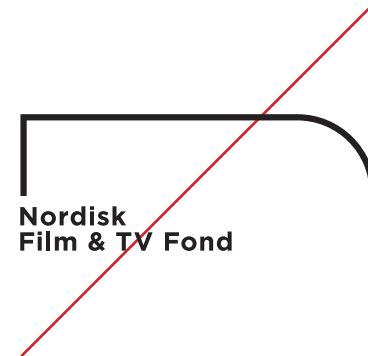
**INCORRECT USAGE**

This page shows examples of unacceptable modifications of the signature.

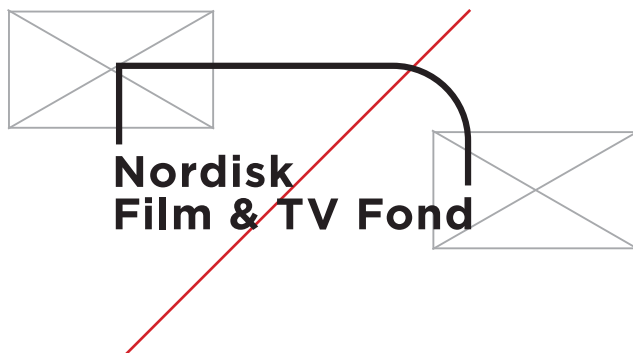
Modifying the graphic N in any way



Changing the proportions of the graphic N and the text



Placing the logo on top of an illustration



Adding dropshadow to the logo



Seperating the graphic N from the text



Modifying the overall proportions in any way



## Logo Guide


### INCORRECT USAGE (CONTINUED)

This page shows examples of unacceptable modifications of the signature.

Outlining the logo




Placing the logo on a background that causes poor legibility



Using poor quality artwork



Using two colors



Use of additional graphic elements with the logo

